



Welcome



Reception Parent Information Session

Vision

By providing an outstanding all through provision we will transform the lives of all of our students; inspiring them to have the confidence, character and commitment to realise their full potential.



Atlantic Academy Portland
an Aspirations Academy



In association with AUI and QISA

The Foundation Stage Curriculum

Continuation of the Foundation Stage Curriculum:

- Personal, Social and Emotional Development
- Communication & Language
- Physical Development
- Literacy
- Mathematics
- Understanding the World
- Expressive Arts & Design



Atlantic Academy Portland
an Aspirations Academy



Aspirations Academies Trust
in association with AUI and QISA

- Personal, Social and Emotional Development

1. Making Relationships
2. Self Confidence & Self Awareness
3. Managing Feelings and Behaviour



Atlantic Academy Portland
an Aspirations Academy



Aspirations Academies Trust
in association with AUI and QISA

• Communication & Language

1. Listening & Attention
2. Understanding
3. Speaking



Atlantic Academy Portland
an Aspirations Academy



Aspirations Academies Trust
In association with AUI and QISA

- Physical Development:
 1. Moving & Handling
 2. Health & Self Care



an Aspirations Academy



Aspirations Academies Trust
In association with AUI and QISA

- Literacy:
1. Reading
 2. Writing



Atlantic Academy Portland
an Aspirations Academy



Aspirations Academies Trust
In association with AUI and QISA

- Mathematics:

1. Numbers

2. Shape, Space & Measure



Atlantic Academy Portland
an Aspirations Academy



Aspirations Academies Trust
In association with AUI and QISA

- Understanding the World:
 1. People and Communities
 2. The World
 3. Technology



Atlantic Academy Portland
an Aspirations Academy

- Expressive Arts & Design:
 1. Exploring and using Media and Materials
 2. Being Imaginative



Atlantic Academy Portland
an Aspirations Academy

ELG (Early Learning Goal)

- Emerging
- Expected
- Exceeding



Waking Hours

Parental support at home = so much more!

**Phonic Training Session For Parents:
Tuesday 30th October (Time: TBC)**



Atlantic Academy Portland
an Aspirations Academy



Aspirations Academies Trust
in association with AUI and QISA



TAPESTRY

ONLINE LEARNING JOURNAL



Observations: What to expect?

- WOW Moments
- Long Observations
- Development Matter/ELG Statements & Refinements
- Characteristics of Effective Learning
- Next Steps

We apologise for errors when we are so busy!



Atlantic Academy Portland
an Aspirations Academy



Aspirations Academies Trust
in association with AUI and QISA

Restrictions on Observations at school:

- Adult to Pupil Ratio
- Learning Inputs & Guided Group Work
(Phonics, Reading, Writing, Maths)



Atlantic Academy Portland
an Aspirations Academy



Aspirations Academies Trust
in association with AUI and QISA



How to get the Tapestry app for Android devices:

You can download and install the Tapestry app like any other app, just go to the google play store:



You can search 'Tapestry EYF5' in the google play store,

[If viewing this on an internet enabled device follow this link](https://play.google.com/store/apps/details?id=com.fsf.tapestrymobile)

Or manually enter this link

<https://play.google.com/store/apps/details?id=com.fsf.tapestrymobile>

You will be able to sign into the app as soon as it has downloaded and you know your login details.

We update our apps fairly frequently, so if you don't have automatic updates turned on, please regularly go to the play store to keep Tapestry up to date, this way you won't miss out on any important updates or changes.

Login Information

In order to use Tapestry, your setting will have to create a user account for you on the system. Tapestry support (the customer services team) are unable to create or modify relative accounts; if you have an issue with your Tapestry account please contact your setting. Tapestry support can only directly provide parents and relatives with basic advice on how to use the system.

Your Username: This will be the email address your setting used to register you on Tapestry, for example jparent@example.co.uk.

Your Password: You will get your password in one of several ways:

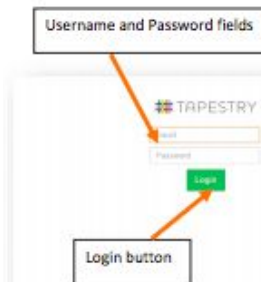
- 1) You will receive an email generated by your setting that contains a link you can follow to set up your own password and PIN number for Tapestry. This link will expire one week after it has been sent. If your link has expired or won't work for another reason, please contact your setting manager for assistance.
- 2) Your password will already have been set by your setting. You will receive it in written form, or in an email sent by setting staff. If the setting are printing this tutorial off for you, it may also be written here:



You can change both your email and password through the browser version of Tapestry whenever you like.

Tapestry App Interface

Login Screen

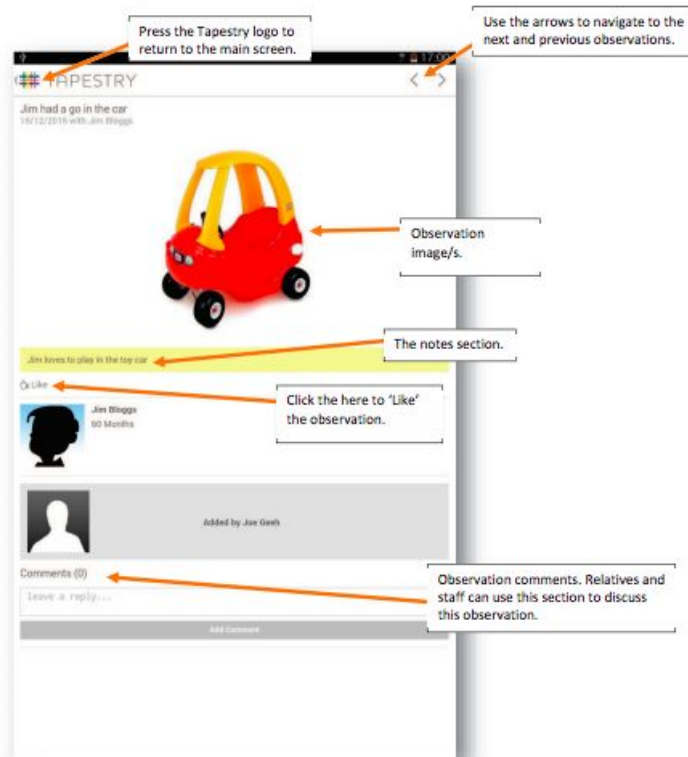


Home Screen



Viewing an Observation

To view an observation, tap the one you would like to see. You can scroll down (and up) by dragging up and down on the screen if there are quite a few to view.



Adding an Observation

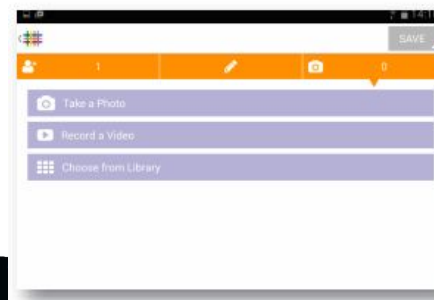
To add an observation, on the top of the home screen of the Tapestry app press the **+** button.



First select which child you want to make an observation for. You will only be able to select your own children who you have been linked with on this Tapestry account.



Press the pencil icon to write the text of your observation. Give your observation an appropriate title, and then enter what you want to write.



To add a photo or video to your observation, press the camera icon. Select 'take a photo' to take a photograph through the Tapestry app, and 'Record a Video' to record video through the Tapestry app. Please make sure your Android device permissions allow the Tapestry app to use the camera and the microphone.

If you recorded your media earlier or have taken it from another source press the 'Choose from Library' option. Due to the Android system, when navigating your devices media library you may have to scroll down past all the photos to find a video you have taken.

When you are finished press the 'SAVE' button to upload the observation. Depending on which options your setting has chosen, your observation may have to be approved by a member of staff before it is officially posted into your child's journal.



Atlantic Academy Portland
an Aspirations Academy



Aspirations Academies Trust
In association with AUI and QISA

WEBSITE GUIDE

Getting Started

Website address: <https://tapestryjournal.com/>



Your password is:

Please ensure you change this and keep it safe.

If you would like a separate login for each parent, this is possible but will require a second email address.

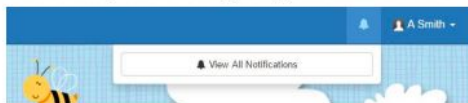
Observations

Once you have successfully logged in. You will be taken to the home page. Here you will be able to see your child's observations in chronological order. It is likely that the first time you log in there won't be very many, but this list will grow throughout your child's time at school.

If there is a specific observation that you are looking for, you can search for a code word in the search bar.



At the top of the screen, next to your name, you will find your notification bell. If any observations/comments have been added since the last time you logged into Tapestry, they will show up there. You can see past notifications by clicking on 'View All Notifications'.

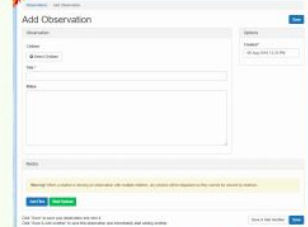


As well as see the observations made in school, you are able to contribute from home. In order to add an observation, you first need to click on the blue 'Add Observation' button. This can be found on the home 'Observations' tab.



Once you have clicked on it, you will be taken to the page shown below. Here you will need to pick your child/children from the drop down list, add a title, and then you can add some notes and media. Don't forget to press 'Save' at the end!

Tapestry Guide for Parents - website



You are also able to make comments on observations added by staff, or simply use the 'like' button. This works in the same way for staff. Please keep in mind when commenting, that when your child's Learning Journey is exported to PDF at the end of the year, your comments and those made by staff will also be included.

Edit Preferences

You can find this by clicking on your name in the top right hand corner and choosing it from the drop down list. This drop down list is also where you log off from (though it will log you off automatically if you close the page or are inactive for an hour or more).

The screen will look like this:



From here you are able to change your current settings.

Tapestry Apps

There is an app for both IOS and Android. If you search either in the App Store or Google Play for 'Tapestry', you will be able to download it for free.

The app icon look like this:



Once downloaded, you will be able to login as you would for the website. You will be given the option to select your child, add notes and include photographs. You may find this easier than the website, as we so often use tablets and phones to take photos rather than cameras.

If you come up against any problems with accessing your child's Learning Journey the please come and ask. I may be able to you have a look from the staff access page.



Atlantic Academy Portland
an Aspirations Academy



Aspirations Academies Trust
In association with AUI and QISA

Thank You All For Coming

Please don't forget to sign the attendance register.

“Coming together is a beginning.
Keeping together is progress.
Working together is success.”



Phonic Training Session For Parents: Tuesday 30th October (Time: TBC)



Atlantic Academy Portland
an Aspirations Academy



Aspirations Academies Trust
in association with AUI and QISA